

**BUILDERS FOR LIFE**

# **LINDA VISTA'S BUILDERS CLUB**

**GRADES 5-8 RULES AND REGULATIONS**

---

"They are like a man building a house, who dug down deep and laid the foundation on rock. When a flood came, the torrent struck that house but could not shake it, because it was well built"

(Luke 6:48).



## Who is allowed in the Builder's Club area?

- Only students with a valid Builder's License are allowed in the Builders Club area.

## How do I get a Builder's License?

- Learn these rules and pass the test.

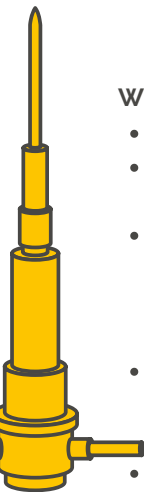

## Once I have a Builder's License, where can I build?

- All construction must be completed in a construction lot.
- Construction lots can be assigned to an individual or a group. Speak to Mr. Fox about reserving a lot.
- 5-8 lots may be reserved for a week. Students may petition Mr. Fox for extensions.
- Only students assigned to a lot are allowed to work in it.

## What can I build with?

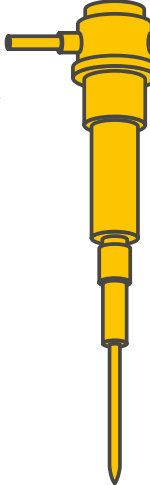
- 5-8 students are allowed to build with wood and hand tools. You may also use Tubelox if K-4 students do not need them.

## What safety rules do I need to follow?


- You must keep your lot clean every day.
  - Be very careful with tools and building materials. Never move them around in a fast or careless manner.
  - Place all tools and building materials carefully so they don't trip or hurting anyone. (This includes placing shovels and rakes facing downward and being extremely careful with saws.)
  - All nails must be securely embedded in the wood with no points sticking out. If a nail protrudes from the wood at all, it must be removed or nailed flat immediately.
  - Students working with wood must wear leather gloves and eye protection at all times.
- 
- 



## What safety rules do I need to follow? (Continued)

- Students must sweep their build site with the metal detector every day to ensure that there are no loose nails on the ground.
  - Students are allowed to dig as part of their building project, but holes must be safe at all times (in the opinion of any teacher). Tunnels are not allowed. And the lot must be returned to level before the reservation expires.
  - No build can be higher than five feet.
  - No one can climb (put the weight of any part of his/her body) on any part of any build unless it has passed inspection by Mr. Fox. This includes low-to-the-ground creations, like vehicles.
    - Only students in K-3 may climb upon Tubelox creations.
    - No person shall climb on any part of a Tubelox creation that is higher than one tube high.
- 

## What other rules do I need to follow?

- Enjoy your creation!
  - Be sure you store it in your lot when you're not playing with it.
  - Builders must return to class on time.
  - Before your lot reservation ends:
    - Take apart your creation and put away all supplies in their proper location.
    - Fill in any holes you might have made.
    - Use a rake to smooth out the dirt and/or wood chips.
- 

## What happens if I don't follow the rules?

- These rules are to guarantee each other's safety and a smooth-running Builders Club. If you don't follow the rules, including keeping your work area clean, you will lose your Builder's License.
- 